

NYFGbY 2 x (1.5-300) mm² 0.6/1 kV

Cu / PVC / SFWA / PVC

(Copper Conductor, PVC Insulated, Galvanized Steel Flat Wire Armor, PVC Sheathed)

Standard Specification : SNI IEC 60502-1 : 2009

Construction Data


Nom. Cross Section Area	Overall Diameter	Cable Weight
	approx.	approx.
mm ²	mm	kg/km
1.5	17.9	611
2.5	18.0	630
4	17.8	648
6	18.1	687
10	20.5	881
16	22.5	1,085
25	25.5	1,428
35	27.5	1,753
50	31.0	2,120
70	35.0	2,716
95	39.5	3,528
120	43.0	4,177
150	47.0	5,012
185	52.0	6,116
240	58.0	7,695
300	64.0	9,384

Application :

For installation in the ground, indoors, cable trunking and outdoors if increased mechanical protection is required or where high-pulling stresses may occur during installation or operation.

Special Features on Request :

- Tinned Coated Copper Conductor
- Fire Resistance
- Oil Resistance
- UV Resistance
- Flame Retardant Cat. A, B, C
- Flame Retardant Non Category
- Heat Resistance
- Anti Termite
- Anti Rodent
- Low Smoke Zero Halogen



Note :

Conductor Shape

1.5 - 10 sqmm supplied in solid (re) or non compacted circular stranded (rm) conductor shape

16 sqmm supplied in non compacted circular stranded (rm) conductor shape

25 - 300 sqmm supplied in compacted circular stranded (cm) conductor shape

Tinned Coated Copper Conductor

Electrical properties for tinned coated copper conductor will be submitted upon request

Standard Packing

1.5 - 95 sqmm supplied in wooden drum @ 1000 m

120 - 300 sqmm will be supplied in wooden drum on available length

Length Tolerance per drum ± 2%

Electrical Data

Nom. Cross Sect.	Conductor		Inductance	Current - Carrying Capacity at 30°C *		Short circuit current at 1 sec
	DC Resistance at 20°C	AC Resistance at 70°C		in air	in ground	
	Max. (Ω/km)	Max. (Ω/km)		Max. (A)	Max. (A)	
(mm ²)			(mH/km)			Max. (kA)
1.5	12.1	14.478	0.351	24	27	0.17
2.5	7.41	8.866	0.315	32	36	0.29
4	4.61	5.516	0.303	42	48	0.46
6	3.08	3.685	0.288	53	61	0.69
10	1.83	2.190	0.269	73	81	1.15
16	1.15	1.376	0.255	96	106	1.84
25	0.727	0.870	0.255	126	136	2.88
35	0.524	0.627	0.246	155	164	4.03
50	0.387	0.464	0.247	186	194	5.75
70	0.268	0.321	0.238	235	239	8.05
95	0.193	0.232	0.238	286	284	10.93
120	0.153	0.184	0.233	331	324	13.80
150	0.124	0.150	0.233	377	364	17.25
185	0.0991	0.121	0.233	430	408	21.28
240	0.0754	0.093	0.232	507	472	27.60
300	0.0601	0.075	0.231	577	530	34.50

* Further information about rating factor for certain cable arrangement can be found on supplementary technical information

NYFGbY 3 x (1.5-300) mm² 0.6/1 kV

Cu / PVC / SFWA / PVC

(Copper Conductor, PVC Insulated, Galvanized Steel Flat Wire Armor, PVC Sheathed)

Standard Specification : SNI IEC 60502-1 : 2009

Construction Data

Nom. Cross Section Area	Overall Diameter	Cable Weight
	approx.	approx.
mm ²	mm	kg/km
1.5	17.8	620
2.5	18.0	648
4	18.0	681
6	19.0	789
10	21.5	997
16	23.5	1,280
25	27.0	1,709
35	29.5	2,123
50	32.0	2,444
70	36.0	3,217
95	40.5	4,171
120	43.5	4,957
150	48.0	6,011
185	52.5	7,319
240	59.0	9,324
300	64.5	11,344

Application :

For installation in the ground, indoors, cable trunking and outdoors if increased mechanical protection is required or where high-pulling stresses may occur during installation or operation.

Special Features on Request :

- Tinned Coated Copper Conductor
- Fire Resistance
- Oil Resistance
- UV Resistance
- Flame Retardant Cat. A, B, C
- Flame Retardant Non Category
- Heat Resistance
- Anti Termite
- Anti Rodent
- Low Smoke Zero Halogen

Note :

Conductor Shape

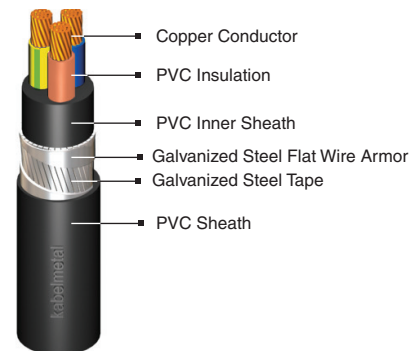
1.5 - 10 sqmm supplied in solid (re) or non compacted circular stranded (rm) conductor shape
 16 sqmm supplied in non compacted circular stranded (rm) conductor shape
 25 - 35 sqmm supplied in compacted circular stranded (cm) conductor shape
 50 - 300 sqmm supplied in sector shaped stranded (sm) conductor

Tinned Coated Copper Conductor

Electrical properties for tinned coated copper conductor will be submitted upon request

Standard Packing

1.5 - 70 sqmm supplied in wooden drum @ 1000 m
 95 - 300 sqmm will be supplied in wooden drum on available length
 Length Tolerance per drum ± 2%



Electrical Data

Nom. Cross Sect.	Conductor		Inductance	Current - Carrying Capacity at 30°C *		Short circuit current at 1 sec
	DC Resistance at 20°C	AC Resistance at 70°C		in air	in ground	
	Max. (Ω/km)	Max. (Ω/km)		Max. (A)	Max. (A)	
(mm ²)			(mH/km)			Max. (kA)
1.5	12.1	14.478	0.351	20	23	0.17
2.5	7.41	8.866	0.315	27	31	0.29
4	4.61	5.516	0.303	36	41	0.46
6	3.08	3.685	0.288	45	52	0.69
10	1.83	2.190	0.269	62	69	1.15
16	1.15	1.376	0.255	82	90	1.84
25	0.727	0.870	0.255	108	116	2.88
35	0.524	0.627	0.246	133	139	4.03
50	0.387	0.464	0.247	166	171	5.75
70	0.268	0.321	0.238	208	209	8.05
95	0.193	0.232	0.238	255	250	10.93
120	0.153	0.184	0.233	295	284	13.80
150	0.124	0.150	0.233	337	318	17.25
185	0.0991	0.121	0.233	387	359	21.28
240	0.0754	0.093	0.232	457	414	27.60
300	0.0601	0.075	0.231	523	466	34.50

* Further information about rating factor for certain cable arrangement can be found on supplementary technical information

NYFGbY 4 x (1.5-300) mm² 0.6/1 kV

Cu / PVC / SFWA / PVC

(Copper Conductor, PVC Insulated, Galvanized Steel Flat Wire Armor, PVC Sheathed)

Standard Specification : SNI IEC 60502-1 : 2009

Construction Data

Nom. Cross Section Area	Overall Diameter	Cable Weight
	approx.	approx.
mm ²	mm	kg/km
1.5	17.9	630
2.5	18.0	662
4	19.0	773
6	20.5	912
10	23.0	1,174
16	25.5	1,520
25	29.0	2,053
35	32.0	2,584
50	37.5	3,173
70	40.5	4,087
95	46.5	5,359
120	50.5	6,459
150	56.5	7,868
185	61.0	9,556
240	68.0	12,138
300	74.5	14,773

Application :

For installation in the ground, indoors, cable trunking and outdoors if increased mechanical protection is required or where high-pulling stresses may occur during installation or operation.

Special Features on Request :

- Tinned Coated Copper Conductor
- Fire Resistance
- Oil Resistance
- UV Resistance
- Flame Retardant Cat. A, B, C
- Flame Retardant Non Category
- Heat Resistance
- Anti Termite
- Anti Rodent
- Low Smoke Zero Halogen

Note :

Conductor Shape

1.5 - 10 sqmm supplied in solid (re) or non compacted circular stranded (rm) conductor shape

16 sqmm supplied in non compacted circular stranded (rm) conductor shape

25 - 35 sqmm supplied in compacted circular stranded (cm) conductor shape

50 - 300 sqmm supplied in sector shaped stranded (sm) conductor

Tinned Coated Copper Conductor

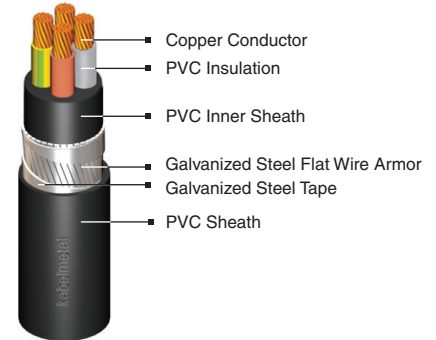
Electrical properties for tinned coated copper conductor will be submitted upon request

Standard Packing

1.5 - 50 sqmm supplied in wooden drum @ 1000 m

70 - 300 sqmm will be supplied in wooden drum on available length

Length Tolerance per drum ± 2%



Electrical Data

Nom. Cross Sect. (mm ²)	Conductor		Inductance (mH/km)	Current - Carrying Capacity at 30°C *		Short circuit current at 1 sec (kA)
	DC Resistance at 20°C	AC Resistance at 70°C		Capacity		
				in air	in ground	
Max. (Ω/km)	Max. (Ω/km)	Max. (A)	Max. (A)	Max. (kA)		
1.5	12.1	14.478	0.340	23	27	0.17
2.5	7.41	8.866	0.315	31	36	0.29
4	4.61	5.516	0.303	41	48	0.46
6	3.08	3.685	0.288	52	59	0.69
10	1.83	2.190	0.269	71	79	1.15
16	1.15	1.376	0.255	94	101	1.84
25	0.727	0.870	0.255	126	131	2.88
35	0.524	0.627	0.246	154	157	4.03
50	0.387	0.464	0.247	177	176	5.75
70	0.268	0.321	0.238	221	215	8.05
95	0.193	0.232	0.238	272	257	10.93
120	0.153	0.184	0.233	314	292	13.80
150	0.124	0.150	0.233	363	330	17.25
185	0.0991	0.121	0.233	412	369	21.28
240	0.0754	0.093	0.232	488	427	27.60
300	0.0601	0.075	0.231	559	481	34.50

* Further information about rating factor for certain cable arrangement can be found on supplementary technical information

NYFGbY 5 x (1.5-50) mm² 0.6/1 kV

Cu / PVC / SFWA / PVC

(Copper Conductor, PVC Insulated, Galvanized Steel Flat Wire Armor, PVC Sheathed)

Standard Specification : SNI IEC 60502-1 : 2009

Construction Data

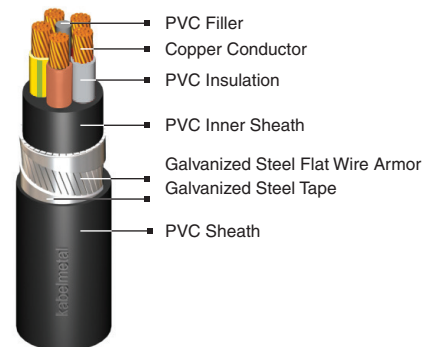
Nom. Cross Section Area	Overall Diameter	Cable Weight
	approx.	approx.
mm ²	mm	kg/km
1.5	17.8	642
2.5	17.9	682
4	20.5	891
6	22.0	1,056
10	24.5	1,391
16	27.5	1,778
25	32.0	2,463
35	35.0	3,106
50	40.0	3,904

Application :

For installation in the ground, indoors, cable trunking and outdoors if increased mechanical protection is required or where high-pulling stresses may occur during installation or operation.

Special Features on Request :

- Tinned Coated Copper Conductor
- Fire Resistance
- Oil Resistance
- UV Resistance
- Flame Retardant Cat. A, B, C
- Flame Retardant Non Category
- Heat Resistance
- Anti Termite
- Anti Rodent
- Low Smoke Zero Halogen



Note :

Conductor Shape

1.5 - 10 sqmm supplied in solid (re) or non compacted circular stranded (rm) conductor shape

16 sqmm supplied in non compacted circular stranded (rm) conductor shape

25 - 50 sqmm supplied in compacted circular stranded (cm) conductor shape

Tinned Coated Copper Conductor

Electrical properties for tinned coated copper conductor will be submitted upon request

Standard Packing

1.5 - 50 sqmm supplied in wooden drum @ 1000 m

Length Tolerance per drum $\pm 2\%$

Electrical Data

Nom. Cross Sect.	Conductor		Inductance	Current - Carrying Capacity at 30°C *		Short circuit current at 1 sec
	DC Resistance at 20°C	AC Resistance at 70°C		in air	in ground	
	Max. (Ω/km)	Max. (Ω/km)		Max. (A)	Max. (A)	
(mm ²)			(mH/km)			
1.5	12.1	14.478	0.340	24	28	0.17
2.5	7.41	8.866	0.304	32	37	0.29
4	4.61	5.516	0.303	43	48	0.46
6	3.08	3.685	0.288	54	60	0.69
10	1.83	2.190	0.269	74	80	1.15
16	1.15	1.376	0.255	97	103	1.84
25	0.727	0.870	0.255	130	133	2.88
35	0.524	0.627	0.246	160	159	4.03
50	0.387	0.464	0.247	194	188	5.75

* Further information about rating factor for certain cable arrangement can be found on supplementary technical information